

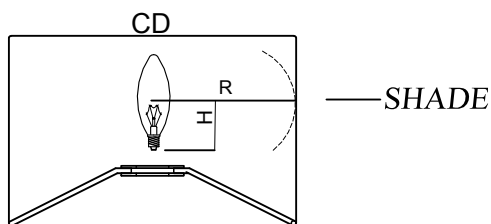
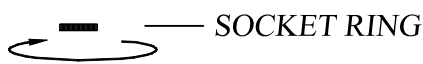
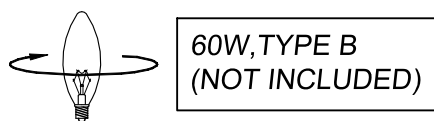
REVELATION

by UTTERMOST

ASSEMBLY INSTRUCTIONS

Assembly Instruction

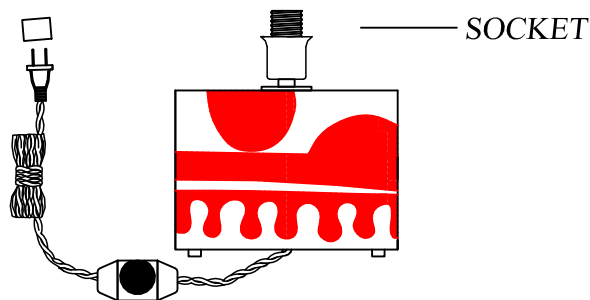
STYLE NO.: R30205-1



1. Take the parts carefully out of the carton, and place them on a flat surface, make sure that the parts will not be damaged.

2. Place the shade onto the socket, then screw the socket ring clockwise onto the socket until the shade is secured.

CAUTION: IN ACCORDANCE WITH THE UL REGULATION, THE SHADE SHOULD BE OPEN TOP & OPEN BOTTOM AND "CD" IS BIGGER THAN OR EQUALS TO 3", "R" IS NOT SMALLER THAN 2½" OR MAY CAUSE FIRE. "H" IS 2".



To clean, wipe with soft dry cloth.

NOTE: THE DRAWING OF THE LAMP BODY IS FOR REFERENCE ONLY.